

Herald

Search all items

USDS?

Business

1

View / Compare

Save to my dashboard.

Email

Export.

Committed POs

Committed Non-POs

Future Planned

All amounts in USD

<div><div></div></div>	PO #	Req #	Owner	Description	Supplier	Currency	Amount	Remaining	Forecast
<div><div></div><div></div></div>	25345	75645	jyescas	Description text here	Supplier name	USD	\$34,509	\$209,450	—
<div><div></div><div></div><div></div></div>	26987	—	jyescas	For truncated fields, this box...	Supplier name	USD	\$250,007	\$180,007	\$\$70,000
<div><div></div><div></div></div>	39485	38847	jyescas	appearsDescription text h...	Supplier name	USD	\$20,460	\$107,000	—
<div><div></div></div>	40097	96884	jyescas	Description text	Supplier name	USD	\$21,100	\$70,000	—
<div><div></div></div>	42958	86745	jyescas	Description text h...	Supplier name	USD	\$120,328	-\$25,000	—
<div><div></div></div>	53840	39428	jyescas	Description text	Supplier name	JPY	\$\$12,309	-\$150,050	--

Rows per page:

11

1-10 of 10

View / Compare

Save to my dashboard.

Email

Export. ▼

Committed POs		Comm
<input type="checkbox"/>		PO #
<input type="checkbox"/>		25345
<input type="checkbox"/>		26987
<input type="checkbox"/>		39485
<input type="checkbox"/>		40097
<input type="checkbox"/>		42958
<input type="checkbox"/>		53840

PO # 269897

Status. Open

Owner jyescas

Created 2015/11/25

Supplier Infinity Contact, Inc.

Description Something somethin...

Amount 95,610

Remaining 30,000

⋮

✕

30,000

10,000

5,000

5,000

5,000

5,000

5,000

5,000

5,000

5,000

2017-12

2018-1

2018-2

2018-3

2018-4

2018-5

2018-6

2018-7

2018-8

2018-9

2018-10

2018-11

FORECAST		ACTIVITY						
	<input type="checkbox"/>	Description	Owner	Status	Currency	Amount	Remaining	Forecast
▲	<input type="checkbox"/>	Line Item 1	jyescas	Open	USD	30,000	--	30,000
▲	<input type="checkbox"/>	Line Item 2	jyescas	Open	USD	35,610	—	35,610
▲		Line Item 3	jyescas	Open	USD	30,000	30,000	—

# Budgeting and forecasting made easy.



### Check Budget Availability

View an aggregate of all Budget components.




### Manage your PO Committed

Track and forecast your monthly PO Spend.




### Search for a PO or Requisition

View and forecast your POs and Reqs.



### Reserve Budget

Create a placeholder to anticipate Future Spend.



### Forecast Collaboration

Comment and track history with your Partners.

## New in this v1.x release:

- Custom role-based dashboards  
Descriptive text here
- Custom Alerts & Notifications  
Descriptive text here

[Learn more](#)

☐ I got it, no need to show this again for this release.





**DO NOT CODE:** On exiting of the JUMP PAGE, user is routed to their default FPA Budget view, or Business PO/REQ view.

Pivot										Cost Center	GL	Location				
All amounts in USD										Budget	Spend to date	Committed (PO)	Committed (nPO)	Future Planned	Available	
<input type="checkbox"/> Summary										\$1,627,976,647	\$1,187,899,212	\$138,997,450	\$17,543,224	\$98,497,811	\$185,038,951	
▼	<input type="checkbox"/> Advertising + Promo Exp (UA)										\$158,994,092	\$133,935,020	\$11,990,777	—	\$10,644,482	\$2,423,814
▼	<input type="checkbox"/> Prof Services Exp (UA)										\$101,555,137	\$81,284,497	\$8,854,668	\$5,508,819	\$7,618,751	-\$1,711,599
▼	<input type="checkbox"/> Travel + Entertain Exp (UA)										\$68,151,900	\$1,837,005	\$5,412,506	—	\$4,728,149	\$56,174,240
▼	<input type="checkbox"/> Equip + Related Exp (UA)										\$61,590,772	\$26,717,595	\$4,765,671	—	\$4,478,658	\$25,628,847
▼	<input type="checkbox"/> Office + Related Exp (UA)										\$53,324,324	\$17,137,116	\$4,925,981	—	\$4,666,918	\$26,594,308



**DO NOT CODE:** An ALERTS & NOTIFICATIONS popup appears and user can see and take action on all cards



All amounts in USD				Budget	Spend to date	Committed (PO)			
<input type="checkbox"/>	Summary			\$1,627,976,647	\$1,187,899,212	\$138,997,450			
▼	<input type="checkbox"/>	Advertising + Promo Exp (UA)			\$158,994,092	\$133,935,020	\$11,990,777		
▼	<input type="checkbox"/>		Prof Services Exp (UA)			\$101,555,137	\$81,284,497	\$8,854,668	
▼	<input type="checkbox"/>		Travel + Entertain Exp (UA)			\$68,151,900	\$1,837,005	\$5,412,506	
▼	<input type="checkbox"/>	Equip + Related Exp (UA)			\$61,590,772	\$26,717,595	\$4,765,671		
▼	<input type="checkbox"/>			Office + Related Exp (UA)			\$53,324,324	\$17,137,116	\$4,925,981







DISMISS

## DISMISS

[View all](#)

**DO NOT CODE:** User manually dismisses the dialog once they are done. Users expect it to persist until closed regardless of the actions they take.



All amounts in USD				Budget	Spend to date	Committed (PO)			
<input type="checkbox"/>	Summary			\$1,627,976,647	\$1,187,899,212	\$138,997,450			
▼	<input type="checkbox"/>	Advertising + Promo Exp (UA)			\$158,994,092	\$133,935,020	\$11,990,777		
▼	<input type="checkbox"/>		Prof Services Exp (UA)			\$101,555,137	\$81,284,497	\$8,854,668	
▼	<input type="checkbox"/>		Travel + Entertain Exp (UA)			\$68,151,900	\$1,837,005	\$5,412,506	
▼	<input type="checkbox"/>	Equip + Related Exp (UA)			\$61,590,772	\$26,717,595	\$4,765,671		
▼	<input type="checkbox"/>			Office + Related Exp (UA)			\$53,324,324	\$17,137,116	\$4,925,981



DISMISS

DISMISS

[View all](#)

View / Compare

Save to my dashboard.

Email

Export. ▼

DO NOT CODE: User can ADD, DEFINE, and remove data filters. Data affects all information displayed for this session.

☰

Sales & Market... 

✕

Advertizing 

✕

EMEA (hov/sel) 

✕

+

📊

📈

Timeline : [This month](#) > [July 16, 2017](#) - [July 23, 2017](#)

Segment filters



Cost Center 783 items ▼			2 selected CLEAR	
<input checked="" type="checkbox"/> EngPM	1 items ▼		EngPM	1 items ✕
<input checked="" type="checkbox"/> EngPM	1 items ▼		Sales + Marketing	782 items ✕
<input checked="" type="checkbox"/> EngPM	1 items ▼			
<input checked="" type="checkbox"/> EngPM	1 items ▼			
<input checked="" type="checkbox"/> EngPM	1 items ▼			
<input checked="" type="checkbox"/> EngPM	1 items ▼			
<input checked="" type="checkbox"/> EngPM	1 items ▼			
<input checked="" type="checkbox"/> EngPM	0 items ▼			
<input checked="" type="checkbox"/> Sales & Marketing	782 items ▼			

☐ Save this configuration as

CANCEL

DONE

**DO NOT CODE:** User can ADD, DEFINE, and remove. pivot chips. these can also be reorganized.

				Budget	Spend to date	Committed (PO)	Committed (nPO)	Future Planned	Available
<input type="checkbox"/>		Cost Center							
		Rollup 1		\$1,627,976,647	\$1,187,899,212	\$138,997,450	\$17,543,224	\$98,497,811	\$185,038,951
▼	<input type="checkbox"/>	Rollup 2		\$158,994,092	\$133,935,020	\$11,990,777	—	\$10,644,482	\$2,423,814
▼	<input type="checkbox"/>	Account		\$101,555,137	\$81,284,497	\$8,854,668	\$5,508,819	\$7,618,751	-\$1,711,599
▼	<input type="checkbox"/>	Location		\$68,151,900	\$1,837,005	\$5,412,506	—	\$4,728,149	\$56,174,240
▼	<input type="checkbox"/>	Spend type		\$61,590,772	\$26,717,595	\$4,765,671	—	\$4,478,658	\$25,628,847
▼	<input type="checkbox"/>	Company		\$53,324,324	\$17,137,116	\$4,925,981	—	\$4,666,918	\$26,594,308
▼	<input type="checkbox"/>	GL							












 39485












Sales & Market...			
Pivot	Cost Center		
	<input type="checkbox"/>		
▼	<input type="checkbox"/>		Adve
▼	<input type="checkbox"/>		Prof
▼	<input type="checkbox"/>		Trav
▼	<input type="checkbox"/>		Equi
▲	<input type="checkbox"/>		Offic
Committed POs			
	<input type="checkbox"/>		PO #
	<input type="checkbox"/>		25345
	<input type="checkbox"/>		26987
	<input type="checkbox"/>		39485

Remaining : 105,610

30,000	10,000	5,000	5,000	5,000	5,000	5,000	5,000	5,000				
2017-12	2018-1	2018-2	2018-3	2018-4	2018-5	2018-6	2018-7	2018-8	2018-9	2018-10	2018-11	

FORECAST

ACTIVITY

	<input type="checkbox"/>	Description	Owner	Status	Currency	Amount	Remaining	Forecast				
▼	<input type="checkbox"/>	Line Item 1	jyescas	Open	USD	30,000	--	30,000				
▼	<input type="checkbox"/>	Line Item 2	jyescas	Open	USD	35,610	—	35,610				
▲		<input type="checkbox"/>	Line Item 3	jyescas	Open	USD	30,000	30,000				
15,000	5,000	5,000	5,000									
2017-12	2018-1	2018-2	2018-3	2018-4	2018-5	2018-6	2018-7	2018-8	2018-9	2018-10	2018-11	
<div></div>												
#	Charge account			Alloc	Currency	Amount	Remaining	Forecast				
1	01.63140.168.041.000.S036.0000			50%	USD	15,000	15,000	—				
2	01.63140.168.041.000.S036.0000			50%	USD	15,000	15,000	—				

⋮ ×



## ACTIVITY

## Forecast tools

Select months

## Equally

%

**SAVE**

3



## ACTIVITY

**SAVE**

01.63140.168.041.000.S0

**SAVE**



FORECAST		ACTIVITY	
	<input type="checkbox"/>	Description	
▼	<input type="checkbox"/>	Line Item 1	
▼	<input type="checkbox"/>	Line Item 2	
▲	<input checked="" type="checkbox"/>	Line Item 3	
15,000	5,000	5,000	
2017-12	2018-1	2018-2	

#	Charge account
1	01.63140.168.041.000.S0
2	01.63140.168.041.000.S0

## ACTIVITY

#	Charge account	Alloc	Currency	Amount	Remaining	Forecast
1	01.63140.168.041.000.S036.0000	50%	USD	15,000	—	15,000
2	01.63140.168.041.000.S036.0000	50%	USD	15,000	—	15,000

< >



[View / Compare](#)

[Save to my dashboard.](#)

[Email](#)

[Export.](#) ▼

Use the Global Menu dropdown int he right side of the Banner to select Budgets or Your Items.  
OR  
Search for an item to work with in the top banner.

View / Compare

Save to my dashboard.

Email

Export.

\$

Budgets

My Items

PO	23123
	12389
Requisition	92123 31234
Cost Center	—
Account	201234
Location	—
Spend type	—
Company	—
GL	

**DO NOT CODE:** User can now see that one PO has both new Comment and an Alert. User clicks on the PO Row.

## 783 Cost Centers

## 9 Spend Types



Location

*All amounts in USD*

## Summary

Advertising + Promo Exp (UA)

Prof Services Exp (UA)

Travel + Entertain Exp (UA)

Equip + Related Exp (UA)

Office + Related Exp (UA)



\$1,628

\$1,415

\$1,188

\$119

**\$18**

\$911

\$2131

*All amounts  
in USD*

## Forecast

---

\$70,000

---

Use the Global Menu dropdown int he right side of the Banner to select Budgets or Your Items.  
OR  
Search for an item to work with in the top banner.







View / Compare

Save to my dashboard.

Email

Export. ▼

FP&A

Business (PO Owner)

BP

Manager

CC Owner

Director

Juan Yescas

jyescas@google.com

Software Engineer • Engineering - Tech Infra

CorpEng Apps - Finance Works

US-SVL-TC2 • 1 • 1F4C

Résumé

EDIT CONTACT

Rows per page:

11

1-10 of 10

\_\_\_\_\_  
 \_\_\_\_\_  
 \_\_\_\_\_



Aug 18

Committed : \$60,000

## Inspect

## Notify

## Request budget transfer

KEEP

**DISMISS**



Aug 18

## Notify

[Open my forecasts due](#)

**KEEP**

**DISMISS**

[View all](#)



Timeline : This month > July 16, 2017 - July 23, 2017



## Preferences

## Alerts

## Notifications

## My Views

## Something



30%



June

AND



## THEN

Email

Text

IM

# Something

Me



70% Treshold!

AND



CANCEL

**SAVE**

- CSV
- PDF
- TRX**
- Excel
- PLX

< >

Preferences : Notifications

Alerts

Notifications

My Views

Something

Date

equals

Decenber 3, 2017

to

Decenber 8, 2017

THEN

Email

Text

IM

ALL

Me

Forecast OPEN!

CANCEL

SAVE

FEEDBACK

View / Compare

Save to my dashboard.

Email

Preferences : Views

Alerts

Notifications

My Views

Something

Save this view as

Forecast view

CANCEL

SAVE

FEEDBACK

